



**2025 Aug.
Investors Conference
Genesys Logic, Inc.**

2025.08.15

Disclaimer Statement

This presentation contains forward-looking statements, including statements about business outlook and strategy, and statements about historical results that may suggest trends for our business. These statements are based on estimates and information available to us at the time of this presentation and are not guarantees of future performance. Actual results could differ materially from our current expectations as result of many factors, including: our financial performance, including our net revenue, cost of revenue, operating expenses and ability to sustain profitability; our planned capital expenditures; our ability to expand our customer base; our ability to expand our product and service offerings; the impact of seasonality on our business; our ability to remediate the material weaknesses and significant deficiencies in our internal control over financial reporting; our ability to stay abreast of modified or new laws applying to our business; and our spending of the net proceeds from this offering. Except as required by law, we undertake no obligation to update any forward-looking statements, whether as a result of new information, future events, or otherwise.

2025H1 Consolidated Income Statement

Unit: NT\$ Million

Accounting Title	1H25	%	1H24	%	Amount Change	% Change
Revenue	2,119	100.0	1,351	100.0	768	56.8
Costs of Goods Sold	1,015	47.9	783	58.0	232	29.6
Gross Margin	1,104	52.1	568	42.0	536	94.4
Operation Expenses	645	30.4	503	37.2	142	28.2
Operation Income (Loss)	459	21.7	65	4.8	394	606.2
Non-Operating Income and Expense	(64)	(3.1)	26	1.9	(90)	(346.2)
Income before Tax	395	18.6	91	6.7	304	334.1
Income Tax Expense	57	2.6	11	0.8	46	418.2
Net Income	338	16.0	80	5.9	258	322.5
EPS	3.73		0.89		2.84	319.1

Consolidated Income Statement by Quarter

Unit: NT\$ Million

Accounting Title	1Q25	%	2Q25	%	1H25	%
Revenue	1,032	100.0	1,087	100.0	2,119	100.0
Cost of Goods Sold	449	43.5	566	52.1	1,015	47.9
Gross Margin	583	56.5	521	47.9	1,104	52.1
Operating Expenses	344	33.4	301	27.7	645	30.4
Operating Income (Loss)	239	23.2	220	20.2	459	21.7
Non-Operating Income and Expense	10	1.1	(74)	(6.8)	(64)	(3.1)
Income before Tax	249	24.1	146	13.4	395	18.6
Income Tax Expense	35	3.4	22	2.0	57	2.6
Net Income	214	20.7	124	11.4	338	16.0
EPS	2.37		1.36		3.73	

Your imagination, Our creation

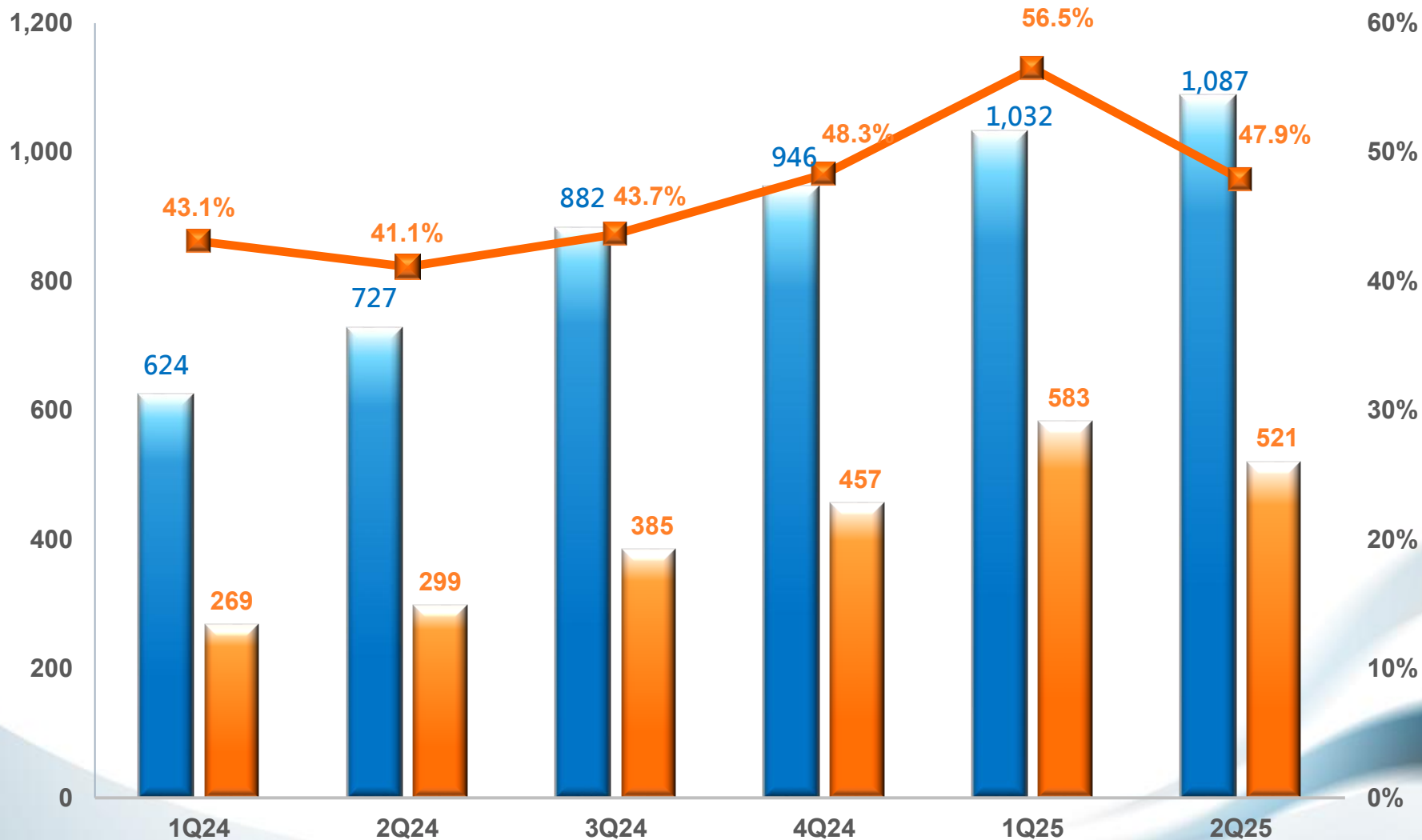
Confidential



Operating Results by Quarter

Unit: NT \$ Million

REVENUE, GROSS MARGIN AND GROSS MARGIN%



Your imagination, Our creation

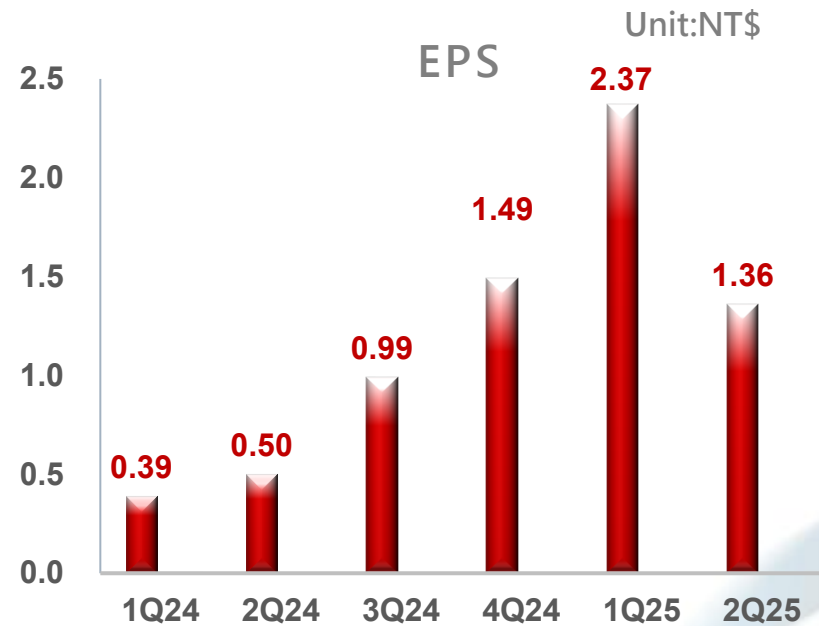
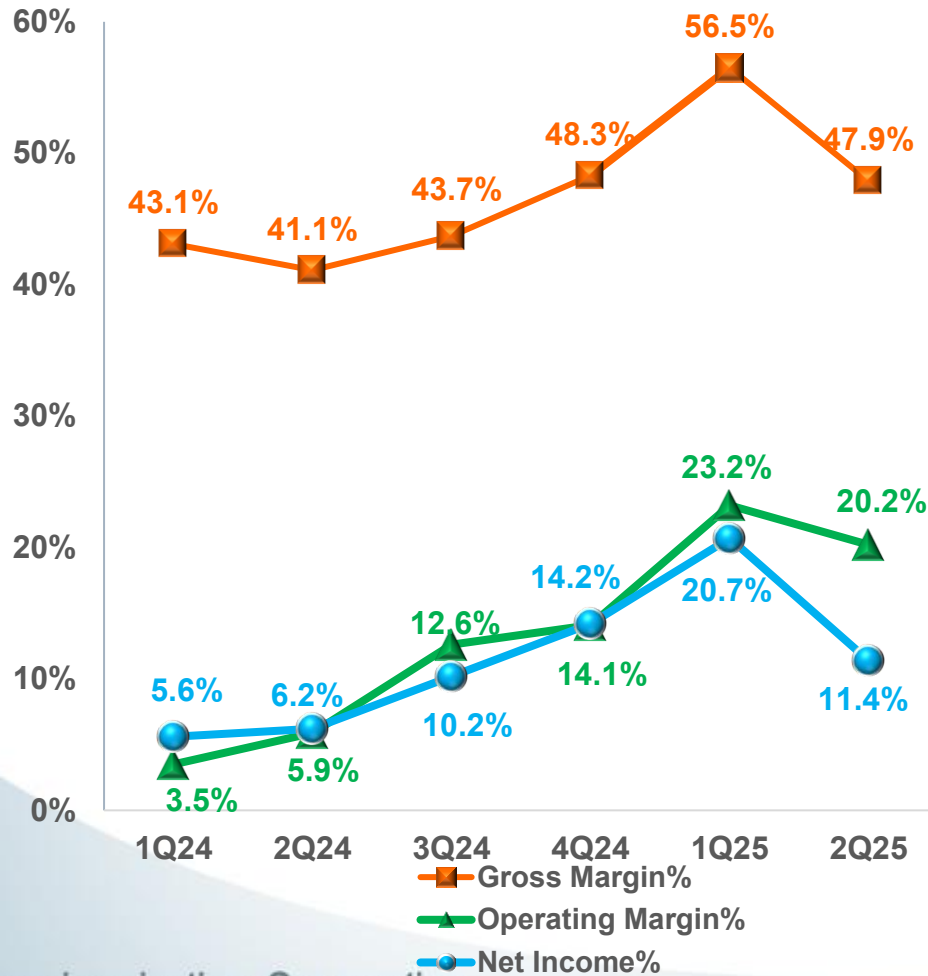
Revenue Gross Margin Gross Margin%



Confidential

Operating Results by Quarter~ Cont.

Gross Margin% · Operating Margin%
and Net Income% Unit:%



Your imagination, Our creation

Confidential

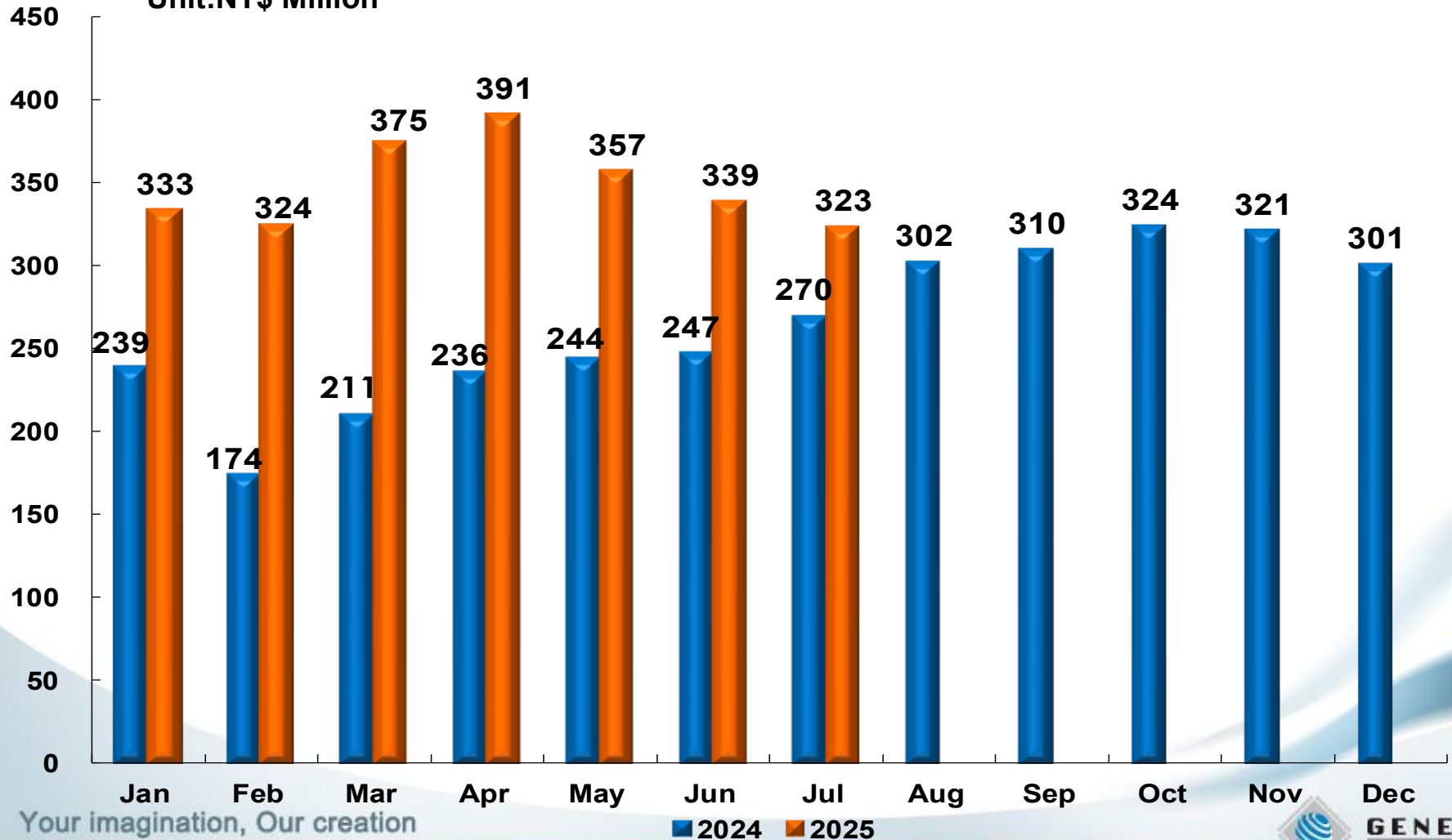


2024/2025 Revenue by Month

202501-07 Total : NTD 2,442 M

202401-12 Total : NTD 3,179 M

Unit:NT\$ Million



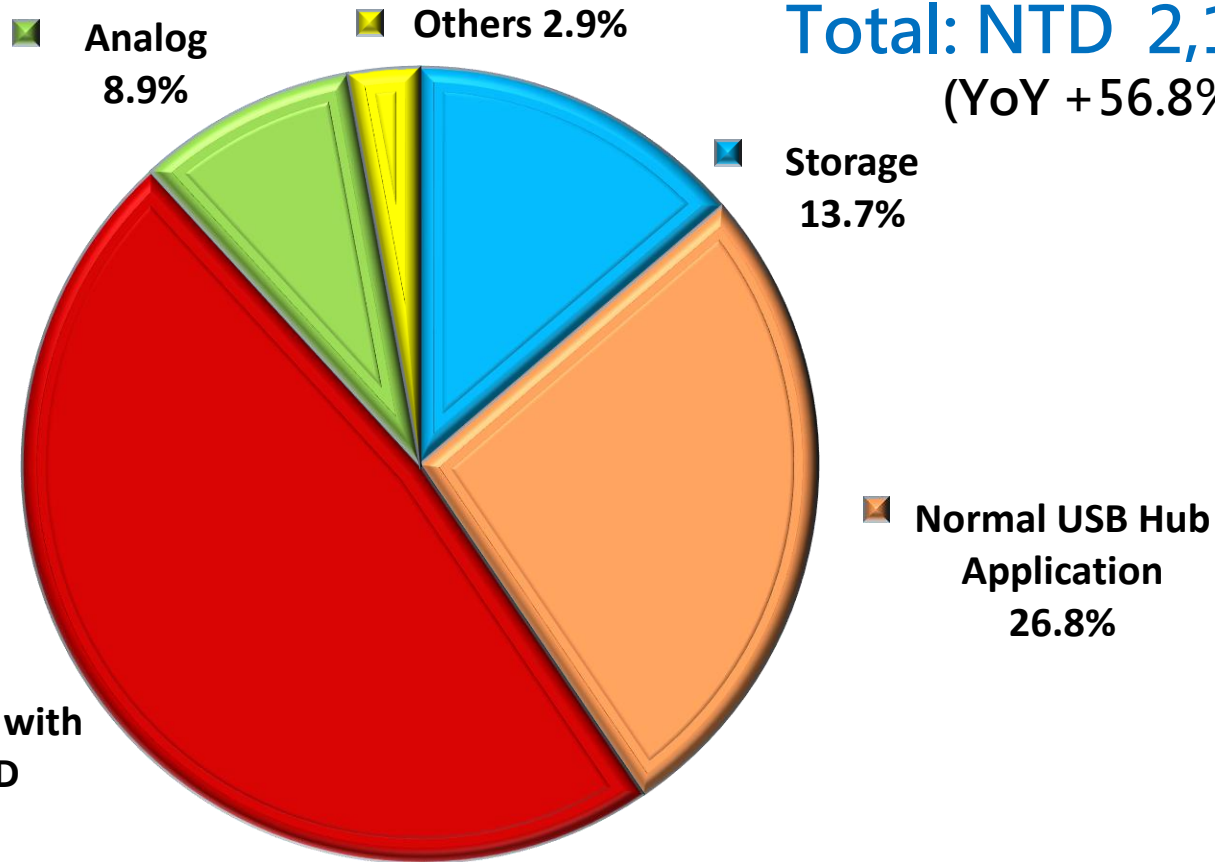
Your imagination, Our creation

■ 2024 ■ 2025



2025H1 Revenue Percentage (YTD)

Total: NTD 2,119M
(YoY +56.8%)



Type C Application with USB Hub and PD
47.7%

Type C Application with USB Hub and PD	YOY +85.9%
Normal USB Hub Application	YOY +56.0%
Storage	YOY +5.9%
Analog	YOY +47.6%
Others	YOY +48.0%

Your imagination, Our creation

Confidential

Product Portfolios

Storage

- Flash Card Reader Controller
- Smartcard/SIM card Reader Controller
- SATA Controller

Imaging

- USB Scanner Controller
- USB VGA/HD Camera Controller
- Fisheye Image Processor

USB Hub/Power Delivery

- Hub Controller
- Power Delivery

Analog

- USB Re-driver
- PCIe Re-driver

Major Applications

MB & NB

- **More USB Ports Required**
 - Upcoming USB4 Hub
 - USB 3.2G2 Hub
 - USB 3.2G1 Hub
 - USB 2.0 Hub: I/O
- **Better Signal Extension**
 - USB4 Re-driver
 - USB 3.2G2 Re-driver
- **Better R/W Speed & Compatibility**
 - PCIe/USB SD Reader

Major Applications~ Cont.

Embedded Systems: Monitor/STB/TV/Gaming

- **Limited (or None) USB Ports Supported**
 - USB4 、 USB 3.2G2/G1 、 USB2.0 Hub
- **Better R/W Speed & Compatibility**
 - PCIe/USB SD Reader

Accessories & Docking Station

- **Connectivity Extension**
 - USB4 、 USB 3.2G2/G1 、 USB2.0 Hub
 - PCIe/USB SD Reader
 - USB4 、 USB3.2G2 Re-driver
 - PD

Our Strengths

◆ Focus & Dedication

- Focus on High-Speed Interfaces: USB, PCIe, SATA
- Dedicated on Core Technology Development

◆ Leading Technology, Early-Stage Engagement

- Self-Library IPs on key technology
- Early-Stage Design Win

◆ Best Clients/Supply Chain Combination

- Long term relationships with WW major customers
- Long Term Partnerships Suppliers

New Products Update

◆ USB4 Series

■ USB4 Re-driver

- Customers verification and design-in stage

- MP @ 2025H2

■ USB4 Hub

- ES for MP @ 2026H1

Major Factors on Recent Revenue

- ◆ WW Political and Economic Situation
- ◆ Following Delivery Plan from Key Customers
- ◆ Est. Forecast from PC Customers

Q & A

Your imagination, Our creation

Confidential



GENESYS
LOGIC